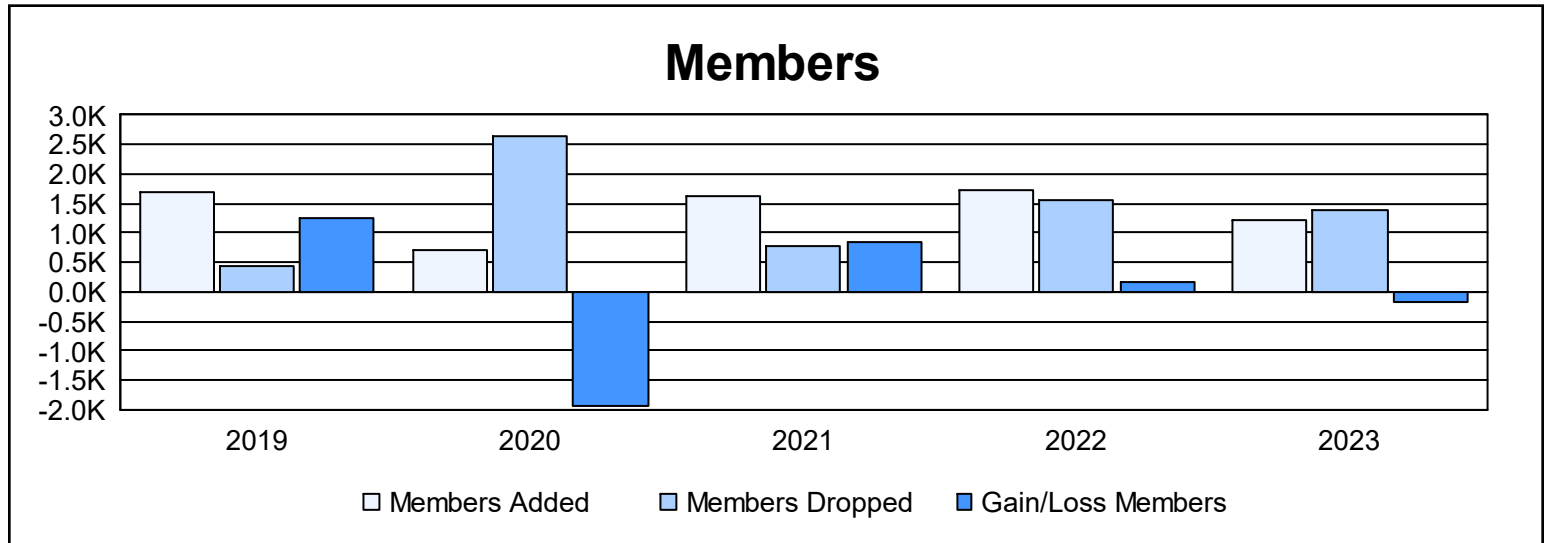
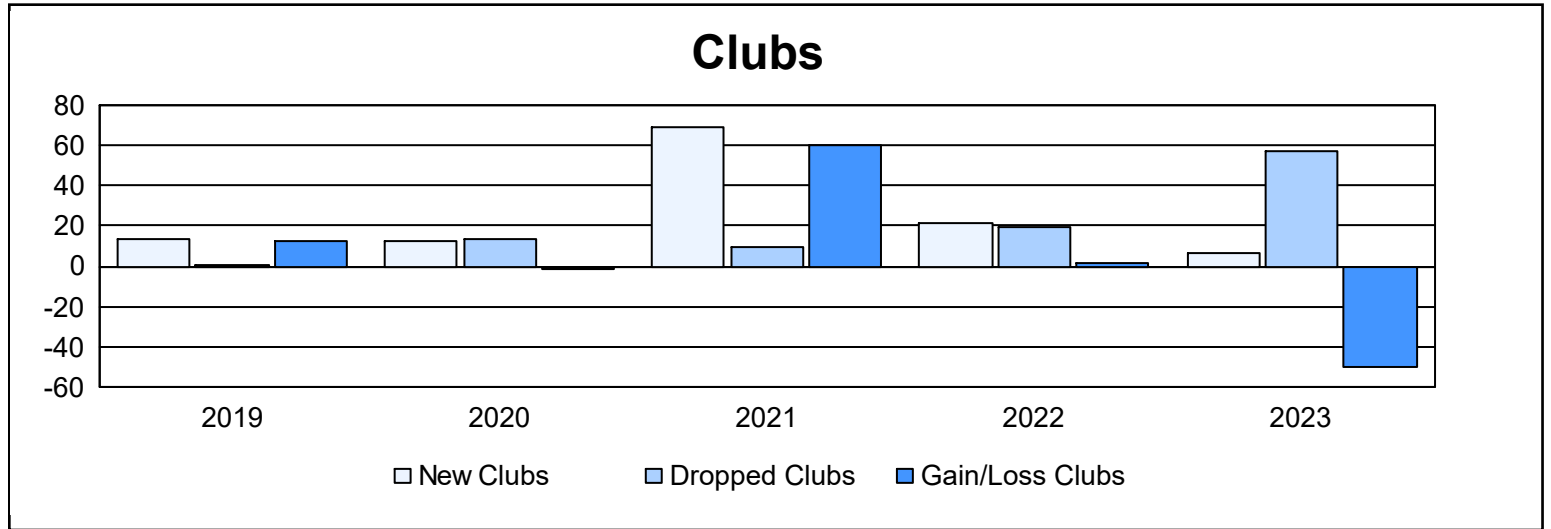
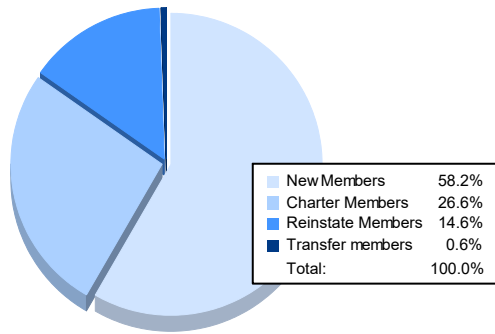


Year	New Clubs	Dropped Clubs	Gain/ Loss Clubs	New Members	Charter Members	Reinstate Members	Transfer Members	Total Member Added	Total Members Dropped	Gain/ Loss Members
2018-2019	13	1	12	1,191	460	27	8	1,686	433	1,253
2019-2020	12	13	-1	144	235	299	14	692	2,629	-1,937
2020-2021	69	9	60	362	1,243	25	3	1,633	789	844
2021-2022	21	19	2	1,123	541	36	18	1,718	1,548	170
2022-2023	7	57	-50	717	328	180	7	1,232	1,389	-157
Average	24	20	5	707	561	113	10	1,392	1,358	35



Membership Composition June 2023 Cumulative



Gender Composition June 2023 Cumulative

